



MANHOLE COVERS DIRECT
All Purpose Manhole Design & Fabrication

WE MAKE
THEM **QUICK**

WE MAKE
THEM **CUSTOM**

WE MAKE
THEM **FIT** NEW OR EXISTING SPACES


Product Catalogue

ROUND STEEL MANHOLES TOP FLANGE FRAME



INSTALLED VIEW

INTENDED FOR CONCRETE INSTALLATION



SMALL ROUND STEEL MANHOLES TOP FLANGE FRAME

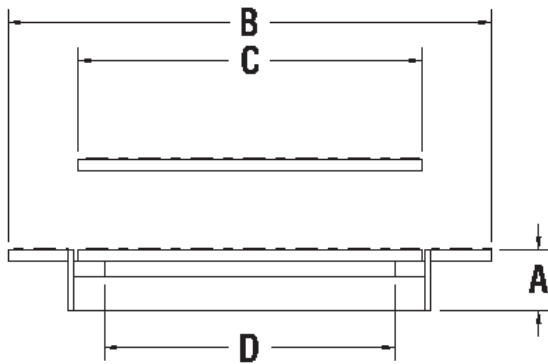


ALL PURPOSE ASTM-A36 CARBON STEEL ACCESS MANHOLES ARE INTENDED FOR CONCRETE INSTALLATION. ADA COMPLIANT DIAMOND PLATE COVER WITH NON-SKID SURFACE. RATED FOR H-20 SINGLE POINT WHEEL LOADING FOR VEHICLE TRAFFIC UNDER 25MPH. HEAVY DUTY FLAT BAR FRAME, ALL WELDED CONSTRUCTION. PAINTED BLACK FINISH. MADE IN THE USA.



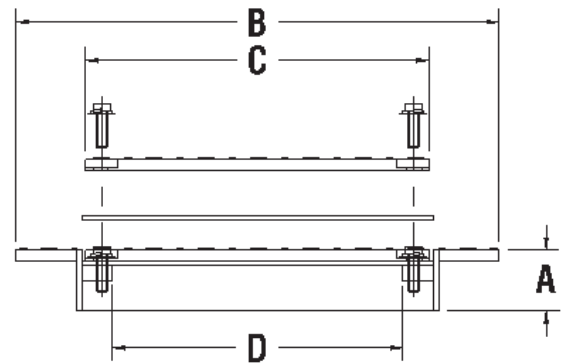
LAY IN COVER

Lay In Style with 1/2" x 1" Pick Hole for Easy Removal



BOLT DOWN COVER

Bolt Down Style with Gasket, Stainless Steel Hardware



SIZE	LAY IN MODEL	BOLT DOWN MODEL	A	B	C	D
8"	R1-8x2-STN	R1-8x2-BD	2"	12"	8-3/8"	5-3/4"
	R1-8x3-STN	R1-8x3-BD	3"			
	R1-8x4-STN	R1-8x4-BD	4"			
12"	R1-12x2-STN	R1-12x2-BD	2"	17"	12-3/8"	9-1/2"
	R1-12x3-STN	R1-12x3-BD	3"			
	R1-12x4-STN	R1-12x4-BD	4"			
18"	R1-18x2-STN	R1-18x2-BD	2"	22-3/4"	18"	15"
	R1-18x3-STN	R1-18x3-BD	3"			
	R1-18x4-STN	R1-18x4-BD	4"			

MEDIUM ROUND STEEL MANHOLES TOP FLANGE FRAME

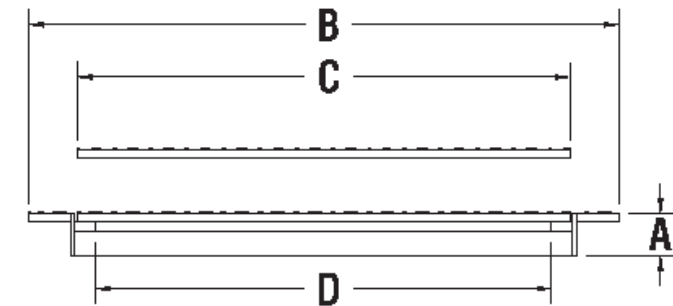


ALL PURPOSE ASTM-A36 CARBON STEEL ACCESS MANHOLES ARE INTENDED FOR CONCRETE INSTALLATION. ADA COMPLIANT DIAMOND PLATE COVER WITH NON-SKID SURFACE. RATED FOR H-20 SINGLE POINT WHEEL LOADING FOR VEHICLE TRAFFIC UNDER 25MPH. HEAVY DUTY FLAT BAR FRAME, ALL WELDED CONSTRUCTION. PAINTED BLACK FINISH. MADE IN THE USA.



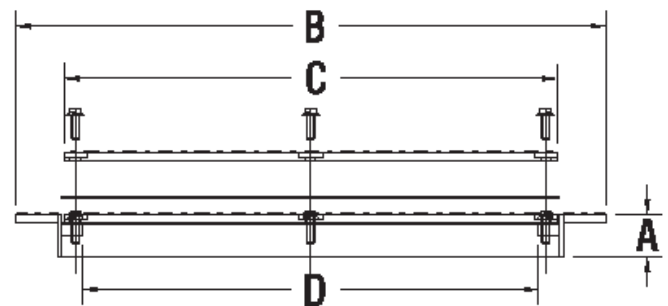
LAY IN COVER

Lay In Style with 1/2" x 1" Pick Hole for Easy Removal



BOLT DOWN COVER

Bolt Down Style with Gasket, Stainless Steel Hardware, Recessed Pick Eye Handle



SIZE	LAY IN MODEL	BOLT DOWN MODEL	A	B	C	D
20"	R1-20x2-STN	R1-20x2-BD	2"	23-3/4"	19-3/4"	18"
	R1-20x3-STN	R1-20x3-BD	3"			
	R1-20x4-STN	R1-20x4-BD	4"			
24"	R1-24x2-STN	R1-24x2-BD	2"	28-3/8"	23-3/4"	22"
	R1-24x3-STN	R1-24x3-BD	3"			
	R1-24x4-STN	R1-24x4-BD	4"			
30"	R1-30x2-STN	R1-30x2-BD	2"	34-3/8"	29-3/4"	28"
	R1-30x3-STN	R1-30x3-BD	3"			
	R1-30x4-STN	R1-30x4-BD	4"			

LARGE ROUND STEEL MANHOLES TOP FLANGE FRAME

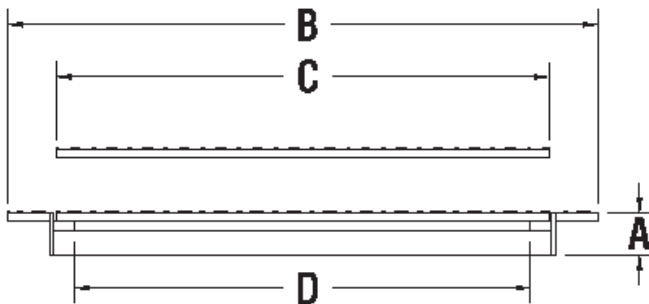


ALL PURPOSE ASTM-A36 CARBON STEEL ACCESS MANHOLES ARE INTENDED FOR CONCRETE INSTALLATION. ADA COMPLIANT DIAMOND PLATE COVER WITH NON-SKID SURFACE. RATED FOR H-20 SINGLE POINT WHEEL LOADING FOR VEHICLE TRAFFIC UNDER 25MPH. HEAVY DUTY FLAT BAR FRAME, ALL WELDED CONSTRUCTION. PAINTED BLACK FINISH. MADE IN THE USA.



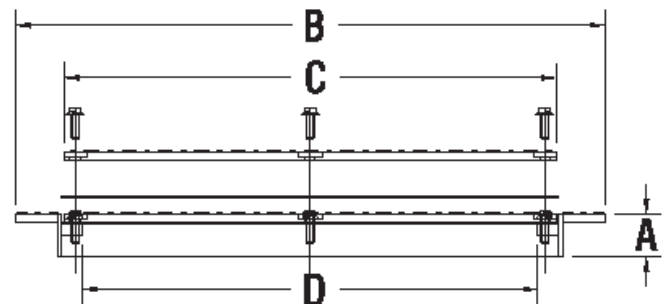
LAY IN COVER

Lay In Style with Round Bar Handles



BOLT DOWN COVER

Bolt Down Style with Gasket, Stainless Steel Hardware, Recessed Pick Eye Handles



SIZE	LAY IN MODEL	BOLT DOWN MODEL	A	B	C	D
32"	R1-32x2-STN	R1-32x2-BD	2"	35-3/4"	31-3/4"	30"
	R1-32x3-STN	R1-32x3-BD	3"			
	R1-32x4-STN	R1-32x4-BD	4"			
36"	R1-36x2-STN	R1-36x2-BD	2"	41-3/8"	35-3/4"	34"
	R1-36x3-STN	R1-36x3-BD	3"			
	R1-36x4-STN	R1-36x4-BD	4"			
38"	R1-38x2-STN	R1-38x2-BD	2"	43-3/8"	37-3/4"	36"
	R1-38x3-STN	R1-38x3-BD	3"			
	R1-38x4-STN	R1-38x4-BD	4"			